



Fundamental Report

21 July 2020

Financial Markets

Currencies

Currency	Bid - Yesterday 12pm	Current Bid	Value Change	% Change
USDollar/Rand	16.6631	16.5767	-0.0864	-0.52%
Euro/Rand	19.0819	18.9544	-0.1275	-0.67%
GBPound/Rand	20.9686	21.0197	0.0511	0.24%
AusDollar/Rand	11.6463	11.6551	0.0088	0.08%
Euro/USDollar	1.1453	1.1439	-0.0014	-0.12%
GBPound/USDollar	1.2588	1.2684	0.0096	0.76%
AusDollar/USDollar	0.6992	0.7034	0.0042	0.60%
JpyYen/USDollar	107.2100	107.3500	0.1400	0.13%

BDLive - The JSE closed firmer on Monday as investors remain hopeful of further stimulus measures from global central banks and governments. Negotiations over the EU's coronavirus recovery fund made a breakthrough on Monday morning after days in deadlock, with the "frugal four" nations' leaders now ready to accept €390bn in grants, according to unnamed officials, with talks still ongoing on other elements of the package. The frugal four refers to the informal grouping of the fiscally conservative countries of Austria, Denmark, the Netherlands and Sweden.

While talks on the European stimulus deal are close to wrapping up, in Washington, meetings began on Monday on formulating another fiscal package to counter the economic effects of the Covid-19 pandemic amid a rising number of infections in the region.

The JSE all share gained 0.63% to 56,285.36 points and the top 40 0.65%. Gold miners rose 4.12%, the platinum index 2.83%, resources 1.51%, banks 0.81% and financials 0.31%.

Commodities

	Last	Value Change	% Change
Platinum	844.50	0.95	0.11%
Gold	1819.71	4.31	0.24%
Silver	20.34	0.44	2.16%
Copper	2.93	0.02	0.53%
Gasoil	374.00	3.50	0.94%
Brent Oil	43.49	0.21	0.48%

BDLive - Bengaluru — Gold prices edged lower on Monday due to a stronger US dollar, but worries over surging coronavirus cases and its impact on the global economy kept the safe-haven metal above the psychological level of \$1,800 per ounce. Spot gold was down 0.1% at \$1,807.55 per ounce by 4.42am. US gold futures fell 0.1% to \$1,808.30. "There are technical indications that the US dollar could strengthen and that might be why we are seeing traders in the gold market taking the lid off the price," said Michael McCarthy, chief strategist at CMC Markets. "We are in the medium-term uptrend for gold. It appears that there's a segment of the investment community that remains unconvinced about the V-shaped recovery, and they're buying gold." The dollar index rose 0.2% against its rivals, making gold more expensive for holders of other currencies. Coronavirus cases continue to surge in the US, adding to concerns over the recovery of the global economy from the effects of the pandemic, which has so far infected more than 14-million people worldwide.

Financials

	Current Bid	Value Change	% Change
JSE TOP 40	51852.22	0.00	0.00%
ALSI	52143.00	0.00	0.00%
S&P 500	3224.73	27.11	0.84%
FTSE	6290.30	-28.78	-0.46%
CAC	5093.18	0.00	0.00%
DAX	13046.92	0.00	0.00%
Hang Seng	25057.99	432.83	1.73%

DISCLAIMER: This report has been prepared by GroCapital Financial Services Pty Ltd, a wholly owned subsidiary of AFGRI Operations Limited is provided to you for information purposes only. GROCAPITAL AND AFGRI hereby certify that the views expressed in this report were obtained from sources which GROCAPITAL AND AFGRI consider to be reliable. GROCAPITAL AND AFGRI do not make any representations or give any guarantees or warranties, expressed or implied, as to the correctness, accuracy or completeness of the report. Neither GROCAPITAL AND AFGRI, nor any affiliate, nor any of their respective officers, directors, partners or employees, shall assume any liability for any losses arising from errors or omissions in the opinions, forecasts or information, irrespective of whether there has been any negligence by GroCapital and AFGRI, their affiliate, or their respective officers, directors, partners or employees, regardless of whether such damages were foreseen or unforeseen. The information contained in this report is confidential and may be subject to legal privilege. This report is not intended to not should it be taken to create any legal relations or contractual relations.

Corn / Maize Market

Chicago Board of Trade

Month	Yesterday 12pm	Main Session Close	Main Session Change	Main Session Change from 12pm	Current Overnight	Overnight Change from Main Session	Overnight Change from 12pm
SEP 2020	331.00	328.25	-0.50	-2.75	326.00	-2.25	-5.00
DEC 2020	337.00	335.75	-0.25	-1.25	333.50	-2.25	-3.50
MAR 2021	348.00	346.25	-0.50	-1.75	344.00	-2.25	-4.00
MAY 2021	354.00	353.25	-0.75	-0.75	350.75	-2.50	-3.25
JUL 2021	359.00	358.25	-0.50	-0.75	356.00	-2.25	-3.00

FarmFutures - Corn prices faded as more yield-friendly weather entered the forecast, falling as much as 1.5% lower Monday. Traders also largely ignored better-than-expected corn export inspection data out earlier this morning. September futures closed down 5 cents to \$3.28, with December futures dropping 4.25 cents to \$3.3550.

Corn basis bids held steady across most Midwestern locations Monday but did slip a penny lower at an Illinois river terminal today.

Corn export inspections firmed 25% above the prior week's tally with 45.2 million bushels. Trade estimates were not quite so bullish, ranging between 25.6 million and 43.3 million bushels. Mexico (11.0 million) and Japan (10.2 million) were the top two destinations last week. Cumulative totals for the 2019/20 marketing year are still significantly behind last year's pace, with 1.431 billion bushels.

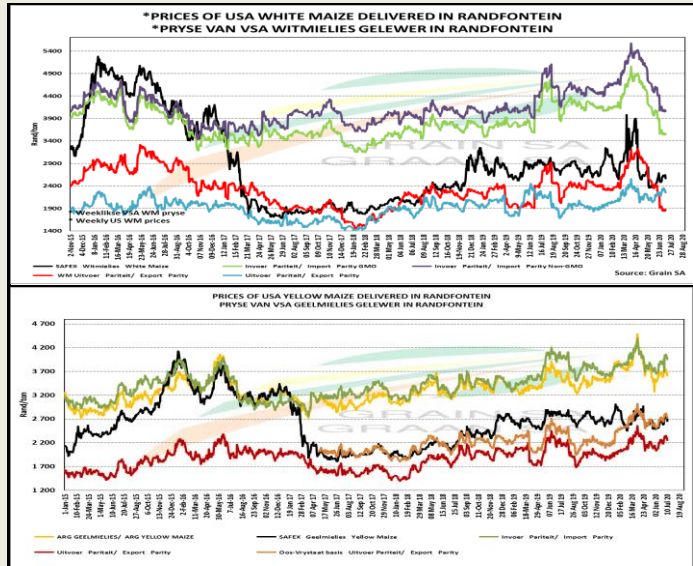
Ahead of this afternoon's weekly crop progress report from USDA, analysts expect the agency to show corn quality to slide another point lower, with 68% rated in good-to-excellent condition through July 19. How are your field conditions looking so far this week? Be sure to participate in our reader survey, which we compile in weekly Feedback From The Field updates that include plenty of farmer anecdotes and an interactive map. Click here to get started.

Preliminary volume estimates were for 247,205 contracts, tracking 21% higher than Friday's final count of 203,875.

South African Futures Exchange

	MTM	Volatility	Parity Change	Parity Price
White Maize Future				
May 2020				
Jul 2020	R 2 552.00	21.75%		R 2 552.00
Sep 2020	R 2 573.00	20%	R -43.89	R 2 529.11
Dec 2020	R 2 652.00	24.25%	R -34.30	R 2 617.70
Mar 2021	R 2 675.00	25.5%	R -37.94	R 2 637.06
May 2021	R 2 651.00	0%	R -33.25	R 2 617.75
Jul 2021	R 2 640.00	25%	R -31.79	R 2 608.21
Yellow Maize Future				
May 2020				
Jul 2020	R 2 637.00	22%		R 2 637.00
Sep 2020	R 2 679.00	19.75%	R -43.89	R 2 635.11
Dec 2020	R 2 748.00	19%	R -34.30	R 2 713.70
Mar 2021	R 2 767.00	19.5%	R -37.94	R 2 729.06
May 2021	R 2 674.00	0%	R -33.25	R 2 640.75
Jul 2021	R 2 670.00	18%	R -31.79	R 2 638.21

The local Maize market traded mixed yesterday. The Jul'20 WMAZ contract ended R9.00 down and Jul'20 YMAZ closed R4.00 lower. The Sep'20 WMAZ closed lower by R6.00 while Sep'20 YMAZ ended unchanged. The parity move for the Jul'20 Maize contract for yesterday was R48.00 negative.




DISCLAIMER: This report has been prepared by GroCapital Financial Services Pty Ltd, a wholly owned subsidiary of AFGRI Operations Limited is provided to you for information purposes only. GROCAPITAL AND AFGRI hereby certify that the views expressed in this report were obtained from sources which GROCAPITAL AND AFGRI consider to be reliable. GROCAPITAL AND AFGRI do not make any representations or give any guarantees or warranties, expressed or implied, as to the correctness, accuracy or completeness of the report. Neither GROCAPITAL AND AFGRI, nor any affiliate, nor any of their respective officers, directors, partners or employees, shall assume any liability for any losses arising from errors or omissions in the opinions, forecasts or information, irrespective of whether there has been any negligence by GroCapital and AFGRI, their affiliate, or their respective officers, directors, partners or employees, regardless of whether such damages were foreseen or unforeseen. The information contained in this report is confidential and may be subject to legal privilege. This report is not intended to not should it be taken to create any legal relations or contractual relations.

Wheat Market

Chicago Board of Trade and Kansas Board of Trade

CBOT Wheat								KBOT Wheat							
Month	Yesterday 12pm	Main Session Close	Main Session Change	Main Session Change from 12pm	Current Overnight	Overnight Change from Main Session	Overnight Change from 12pm	Month	Yesterday 12pm	Main Session Close	Main Session Change	Main Session Change from 12pm	Current Overnight	Overnight Change from Main Session	Overnight Change from 12pm
SEP 2020	532.00	522.00	6.25	-10.00	520.50	-1.50	-11.50	SEP 2010	448.00	435.00	4.25	-13.00	436.00	1.00	-12.00
DEC 2020	538.00	528.75	5.50	-9.25	527.25	-1.50	-10.75	DEC 2010	459.00	446.50	4.00	-12.50	448.00	1.50	-11.00
MAR 2021	544.00	535.50	5.00	-8.50	535.00	-0.50	-9.00	MAR 2011	471.00	458.00	4.00	-13.00	458.75	0.75	-12.25
MAY 2021	547.00	538.75	3.75	-8.25	537.75	-1.00	-9.25	MAY 2011	479.00	465.00	4.25	-14.00	465.75	0.75	-13.25
JUL 2021	543.00	534.75	3.00	-8.25	529.00	-5.75	-14.00	JUL 2011	483.00	470.75	4.25	-12.25	470.75	0.00	-12.25



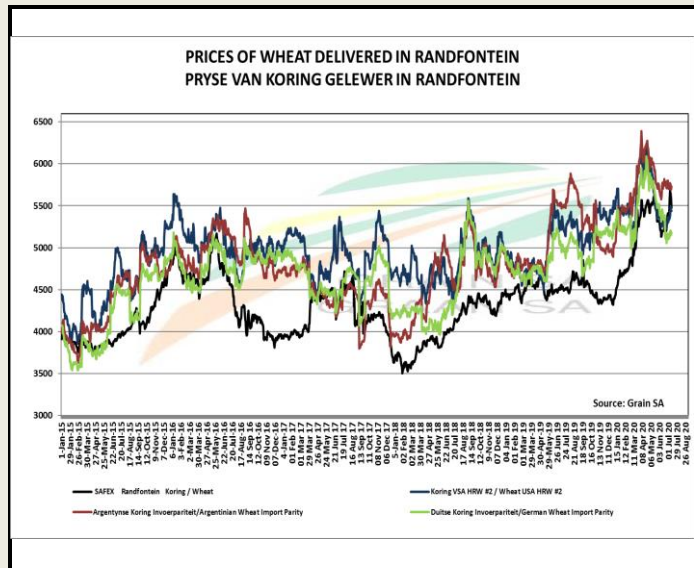
FarmFutures - Wheat prices faced a significant drop on Monday after rain relief expected in the Plains plus harvest progress in the U.S. and overseas triggered another round of technical selling today that left most contracts down double digits. September Chicago SRW futures lost 13 cents to \$5.2175, September Kansas City HRW futures dropped 13.25 cents to \$4.3550, and September MGEX spring wheat futures fell 5 cents to \$5.0775.

Wheat export inspections were relatively disappointing last week, falling 24% below the prior week's tally to 18.4 million bushels. That was on the low end of trade estimates, which ranged between 16.5 million and 25.7 million bushels. China accounted for more than a third of last week's total, with 6.7 million bushels. Cumulative totals for the 2020/21 marketing year, which began in June, are still slightly above the prior year's pace, with 131.4 million bushels. Taiwan issued an international tender to purchase 3.6 million bushels of grade 1 milling wheat from the United States that closes on Wednesday. The grain is for shipment in September and October.

Preliminary volume estimates were for 123,759 CBOT contracts, moving ahead of Friday's final count of 84,227.

South African Futures Exchange

	MTM	Volatility	Parity Change	Parity Price
Bread Milling Wheat				
May 2020				
Jul 2020	R 6 000.00	18%		R 6 000.00
Sep 2020	R 5 230.00	11.5%	R -86.93	R 5 143.07
Dec 2020	R 4 823.00	11%	R -82.56	R 4 740.44
Mar 2021	R 4 905.00	0%	R -72.09	R 4 832.91
May 2021				
Jul 2021				
Cape Wheat				
May 2020				
Jul 2020				
Sep 2020				
Dec 2020				
Mar 2021				
May 2021				
Jul 2021				



The local Weat market closed higher yesterday. The Jul'20 Weat contract closed R204.00 up and Sep'20 Weat closed R6.00 higher. The parity move for the Jul'20 Weat contract for yesterday was R89.00 negative.



DISCLAIMER: This report has been prepared by GroCapital Financial Services Pty Ltd, a wholly owned subsidiary of AFGRI Operations Limited is provided to you for information purposes only. GROCAPITAL AND AFGRI hereby certify that the views expressed in this report were obtained from sources which GROCAPITAL AND AFGRI consider to be reliable. GROCAPITAL AND AFGRI do not make any representations or give any guarantees or warranties, expressed or implied, as to the correctness, accuracy or completeness of the report. Neither GROCAPITAL AND AFGRI, nor any affiliate, nor any of their respective officers, directors, partners or employees, shall assume any liability for any losses arising from errors or omissions in the opinions, forecasts or information, irrespective of whether there has been any negligence by GroCapital and AFGRI, their affiliate, or their respective officers, directors, partners or employees, regardless of whether such damages were foreseen or unforeseen. The information contained in this report is confidential and may be subject to legal privilege. This report is not intended to not should it be taken to create any legal relations or contractual relations.

Oil Seed Market

Chicago Board of Trade

CBOT Soybean Seed						
Month	Yesterday 12pm	Main Session Close	Main Session Change	Main Session Change from 12pm	Current Overnight	Overnight Change from Main Session
AUG 2020	902.00	903.00	0.00	1.00	902.00	-1.00
SEP 2020	897.00	896.75	0.00	-0.25	892.50	-4.25
NOV 2020	900.00	900.00	0.00	0.00	895.50	-4.50
JAN 2021	904.00	904.25	-0.50	0.25	899.75	-4.50
MAR 2021	900.00	900.25	-0.25	0.25	896.25	-4.00

CBOT Soybean Meal		
Month	Main Session Close	Current Overnight
AUG 2010	288.6	286.80
SEP 2010	291.4	289.60
OCT 2010	293.2	291.30
DEC 2010	296.9	295.00
JAN 2011	298	296.10

CBOT Soybean Oil		
Month	Main Session Close	Current Overnight
AUG 2010	29.93	29.95
SEP 2010	30.08	30.11
OCT 2010	30.22	30.28
DEC 2010	30.53	30.57
JAN 2011	30.74	30.78

FarmFutures - Soybean prices rose moderately Monday on export optimism after yet another large sale to China was reported this morning, which triggered a round of technical buying. Spillover weakness from corn and wheat kept gains somewhat tempered, however. August and September futures each picked up 4.75 cents to reach \$9.0275 and \$8.97, respectively.

Soybean basis bids were steady to soft Monday after falling 3 to 5 cents at three Midwestern locations today.

For the fifth consecutive session, private exporters reported a large grain sale to USDA. Today's announcement was for 4.9 million bushels of soybeans for delivery to China during the 2020/21 marketing year, which begins September 1.

Soybean export inspections drifted slightly below the prior week's tally, moving to 16.6 million bushels. Analysts were generally expecting a better output, with trade guesses that ranged between 13.8 million and 22.0 million bushels. The Netherlands led all destinations, with 4.7 million bushels. Cumulative totals for the 2019/20 marketing year are fractionally above last year's pace, now at 1.408 billion bushels. Preliminary volume estimates were for 132,155 contracts, edging slightly above Friday's final tally of 121,282.

South African Futures Exchange



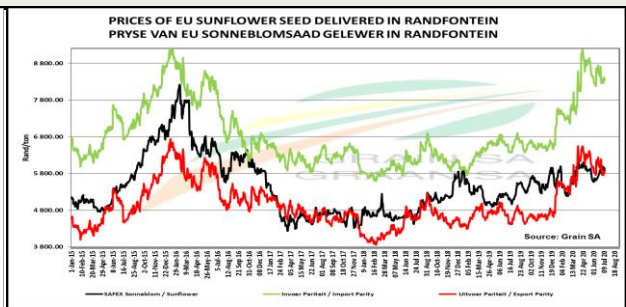
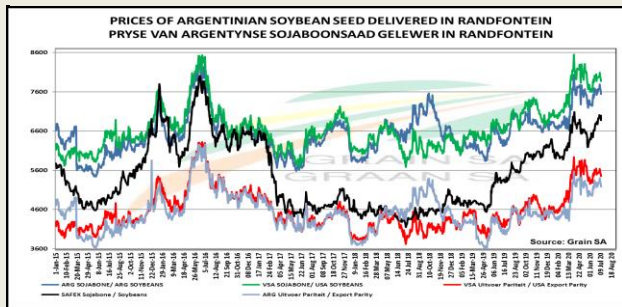
Soybean Future				
	MTM	Vols	Parity Change	Market Price
May 2020				
Jul 2020	R 6 860.00	19%		R 6 860.00
Sep 2020	R 6 898.00	15%	R -55.89	R 6 842.11
Dec 2020	R 6 927.00	15%		R 6 927.00
Mar 2021	R 6 669.00	14%	R -51.41	R 6 617.59
May 2021	R 6 300.00	17%		R 6 300.00
Jul 2021				

Sunflower Seeds Future		
	MTM	Vols
May 2020		
Jul 2020	R 6 025.00	19%
Sep 2020	R 6 109.00	11.5%
Dec 2020	R 6 212.00	15%
Mar 2021	R 6 147.00	0%
May 2021	R 5 900.00	0%
Jul 2021		



The local Soya market traded higher yesterday. The Jul'20 Soya contract ended R76.00 up and Sep'20 Soya closed R69.00 higher. The parity move for the Jul'20 Soya contract for yesterday was R63.00 negative.

The local Suns market closed higher yesterday. The Jul'20 Suns contract closed R53.00 up and Sep'20 Suns closed R40.00 higher.



DISCLAIMER: This report has been prepared by GroCapital Financial Services Pty Ltd, a wholly owned subsidiary of AFGRI Operations Limited is provided to you for information purposes only. GROCAPITAL AND AFGRI hereby certify that the views expressed in this report were obtained from sources which GROCAPITAL AND AFGRI consider to be reliable. GROCAPITAL AND AFGRI do not make any representations or give any guarantees or warranties, expressed or implied, as to the correctness, accuracy or completeness of the report. Neither GROCAPITAL AND AFGRI, nor any affiliate, nor any of their respective officers, directors, partners or employees, shall assume any liability for any losses arising from errors or omissions in the opinions, forecasts or information, irrespective of whether there has been any negligence by GroCapital and AFGRI, their affiliate, or their respective officers, directors, partners or employees, regardless of whether such damages were foreseen or unforeseen. The information contained in this report is confidential and may be subject to legal privilege. This report is not intended to not should it be taken to create any legal relations or contractual relations.