



# **Fundamental Report**

## **15 July 2021**

## Financial Markets

### Currencies

Currency	Bid - Yesterday 12pm	Current Bid	Value Change	% Change
USDollar/Rand	14.7181	14.5218	-0.1963	-1.33%
Euro/Rand	17.3604	17.1717	-0.1887	-1.09%
GBPound/Rand	20.3729	20.0748	-0.2981	-1.46%
AusDollar/Rand	10.9606	10.8318	-0.1288	-1.18%
Euro/USDollar	1.1795	1.1824	0.0029	0.25%
GBPound/USDollar	1.3847	1.3824	-0.0023	-0.17%
AusDollar/USDollar	0.7447	0.7459	0.0012	0.16%
JpyYen/USDollar	110.4800	109.8400	-0.6400	-0.58%

BDLive - Retailers and miners led the gains on the JSE as investors digested the extent of the damage that the unrest in the country has caused businesses.

Local sentiment has been under pressure over the past few days as the riots and looting in KwaZulu-Natal and Gauteng have destroyed malls and shopping centres. Soldiers have now been deployed to the two provinces to help police manage the situation. The dollar hit three-month highs against the euro and world stocks slipped on Wednesday after a jump in US inflation fuelled the expectation of a quicker end to Federal Reserve stimulus, while a drop in China's crude imports dampened oil.

The US consumer price index (CPI) rose 0.9% in June, data showed on Tuesday, above market expectations and the largest gain since June 2008.



### Commodities

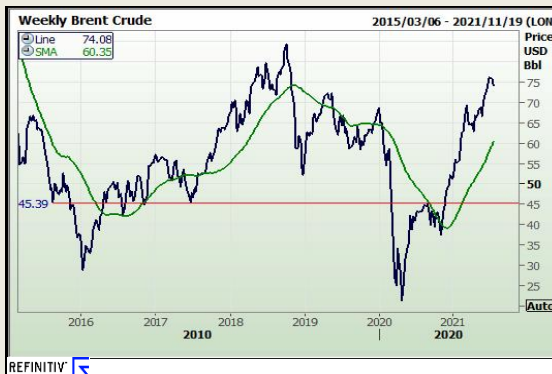
	Last	Value Change	% Change
Platinum	1124.42	-4.46	-0.40%
Gold	1826.01	-1.05	-0.06%
Silver	26.27	0.04	0.13%
Copper	4.28	0.02	0.40%
Gasoil	599.50	-13.00	-2.17%
Brent Oil	74.06	-0.70	-0.95%

BDLive - Bengaluru — Gold prices edged up on Wednesday as the US treasury yields and dollar eased slightly in Asia trade, though the main focus was on US Federal Reserve chair Jerome Powell's testimony later in day after a robust rise in consumer prices.

Spot gold rose 0.3% to \$1,812.65/oz by 4.02am GMT, while US gold futures were 0.2% higher at \$1,813.10.

While gold has made gentle gains on the back of slightly lower dollar and yields, it has not been enough to decisively shift momentum higher, said Jeffrey Halley, a senior market analyst at Oanda.

"Gold held up surprisingly well overnight after the CPI [consumer price index] data propelled the dollar higher and lifted long-dated bond yields. That should give some comfort to bullish investors that gold may finally be regaining its inflation hedging tailwind."



### Financials

	Current Bid	Value Change	% Change
JSE TOP 40	61753.54	0.00	0.00%
ALSI	61859.00	0.00	0.00%
S&P 500	4369.21	5.09	0.12%
FTSE	7124.72	-33.53	-0.47%
CAC	6558.38	0.00	0.00%
DAX	15788.98	0.00	0.00%
Hang Seng	27787.46	252.39	0.91%



DISCLAIMER: This report has been prepared by GroCapital Financial Services Pty Ltd, a wholly owned subsidiary of AFGRI Operations Limited is provided to you for information purposes only. GROCAPITAL AND AFGRI hereby certify that the views expressed in this report were obtained from sources which GROCAPITAL AND AFGRI consider to be reliable. GROCAPITAL AND AFGRI do not make any representations or give any guarantees or warranties, expressed or implied, as to the correctness, accuracy or completeness of the report. Neither GROCAPITAL AND AFGRI, nor any affiliate, nor any of their respective officers, directors, partners or employees, shall assume any liability for any losses arising from errors or omissions in the opinions, forecasts or information, irrespective of whether there has been any negligence by GroCapital and AFGRI, their affiliate, or their respective officers, directors, partners or employees, regardless of whether such damages were foreseen or unforeseen. The information contained in this report is confidential and may be subject to legal privilege. This report is not intended to not should it be taken to create any legal relations or contractual relations.

## Corn / Maize Market

### Chicago Board of Trade

Month	Yesterday 12pm	Main Session Close	Main Session Change	Main Session Change from 12pm	Current Overnight	Overnight Change from Main Session	Overnight Change from 12pm
SEP 2021	665.00	568.25	The record	-96.75	567.25	-1.00	-97.75
DEC 2021	549.00	558.75	The record	9.75	557.50	-1.25	8.50
MAR 2022	540.00	566.50	The record	26.50	565.50	-1.00	25.50
MAY 2022	548.00	570.75	The record	22.75	569.50	-1.25	21.50
JUL 2022	553.00	570.25	The record	17.25	568.75	-1.50	15.75

FarmFutures - Corn prices tilted substantially higher Wednesday as hot, dry mid-range forecasts triggered some more technical buying, and as traders continue to watch domestic supplies shrink. (Click here to catch up with our exclusive coverage and analysis of Monday's WASDE report from USDA if you haven't already.) July futures picked up 6 cents to \$6.83, while September futures climbed 18 cents to \$5.6925.

Corn basis bids were mostly steady to firm across the central U.S. Wednesday after moving 4 to 9 cents higher at four Midwestern locations today. A Nebraska processor bucked the overall trend after falling 5 cents. Ahead of the next export report from USDA, out Thursday morning, analysts expect the agency to show corn sales ranging between 2.0 million and 35.4 million bushels for the week ending July 8. Ethanol production saw a modest decline, moving to a daily average of 1.041 million barrels, per the latest batch of data from the U.S. Energy Information Administration out this morning. Still, the daily average has exceeded 1 million barrels for nine consecutive weeks, bringing volume to just below pre-pandemic levels. Grain traveling the nation's railways fell 11% to 17,136 carloads last week, but year-to-date totals are tracking 18.2% ahead of 2020's pace, reaching 659,103 carloads.


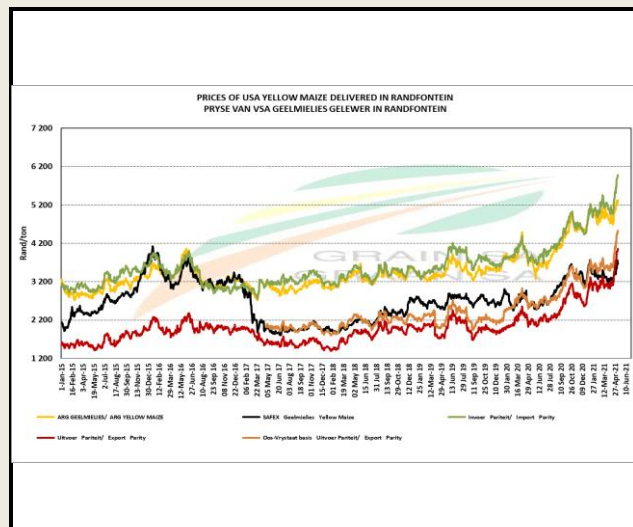
Preliminary volume estimates were for 264,443 contracts, tracking slightly ahead of Tuesday's final count of 259,398



### South African Futures Exchange

	MTM	Volatility	Parity Change	Parity Price
<b>White Maize Future</b>				
Jul 2021	R 3 197.00	37%		R 3 197.00
Sep 2021	R 3 245.00	31.5%	R -610.22	R 2 634.78
Dec 2021	R 3 321.00	30%	R 6.17	R 3 327.17
Mar 2022	R 3 338.00	28%	R 104.05	R 3 442.05
May 2022	R 3 257.00	0%	R 80.57	R 3 337.57
Jul 2022	R 3 275.00	24%	R 47.31	R 3 322.31
Sep 2022				
<b>Yellow Maize Future</b>				
Jul 2021	R 3 328.00	33%		R 3 328.00
Sep 2021	R 3 379.00	31%	R -610.22	R 2 768.78
Dec 2021	R 3 449.00	29%	R 6.17	R 3 455.17
Mar 2022	R 3 431.00	24%	R 104.05	R 3 535.05
May 2022	R 3 241.00	0%	R 80.57	R 3 321.57
Jul 2022	R 3 280.00	23.25%	R 47.31	R 3 327.31
Sep 2022				

The local Maize market traded higher yesterday. The Jul'21 WMAZ contract ended R75.00 up and Jul'21 YMAZ closed R72.00 higher. The Sep'21 WMAZ closed higher by R75.00 and Sep'21 YMAZ ended R74.00 up. The parity move for the Jul'21 Maize contract for yesterday was R61.00 positive.



DISCLAIMER: This report has been prepared by GroCapital Financial Services Pty Ltd, a wholly owned subsidiary of AFGR1 Operations Limitedis provided to you for information purposes only.GROCAPITAL AND AFGR1 hereby certify that the views expressed in this report were obtained from sources which GROCAPITAL AND AFGR1 consider to be reliable.GROCAPITAL AND AFGR1 do not make any representations or give any guarantees or warranties, expressed or implied, as to the correctness, accuracy or completeness of the report.Neither GROCAPITAL AND AFGR1, nor any affiliate, nor any of their respective officers, directors, partners or employees, shall assume any liability for any losses arising from errors or omissions in the opinions, forecasts or information, irrespective of whether there has been any negligence by GroCapital and AFGR1, their affiliate, or their respective officers, directors, partners or employees, regardless of whether such damages were foreseen or unforeseen. The information contained in this report is confidential and may be subject to legal privilege. This report is not intended to not should it be taken to create any legal relations or contractual relations.

## Wheat Market

### Chicago Board of Trade and Kansas Board of Trade

CBOT Wheat							KBOT Wheat								
Month	Yesterday 12pm	Main Session Close	Main Session Change	Main Session Change from 12pm	Current Overnight	Overnight Change from Main Session	Overnight Change from 12pm	Month	Yesterday 12pm	Main Session Close	Main Session Change	Main Session Change from 12pm	Current Overnight	Overnight Change from Main Session	Overnight Change from 12pm
SEP 2021	633.75	654.25	The record c	20.50	653.00	-1.25	19.25	SEP 2011	608.50	627.75	The record	19.25	625.25	-2.50	16.75
DEC 2021	642.00	662.25	The record c	20.25	661.25	-1.00	19.25	DEC 2011	617.00	638.75	The record	21.75	636.25	-2.50	19.25
MAR 2022	650.00	670.00	The record c	20.00	669.25	-0.75	19.25	MAR 2012	627.00	647.25	The record	20.25	645.00	-2.25	18.00
MAY 2022	658.00	674.25	The record c	16.25	674.00	-0.25	16.00	MAY 2012	635.00	652.00	The record	17.00	650.75	-1.25	15.75
JUL 2022	662.00	669.25	The record c	7.25	529.00	-140.25	-133.00	JUL 2012	641.00	644.50	The record	3.50	642.50	-2.00	1.50

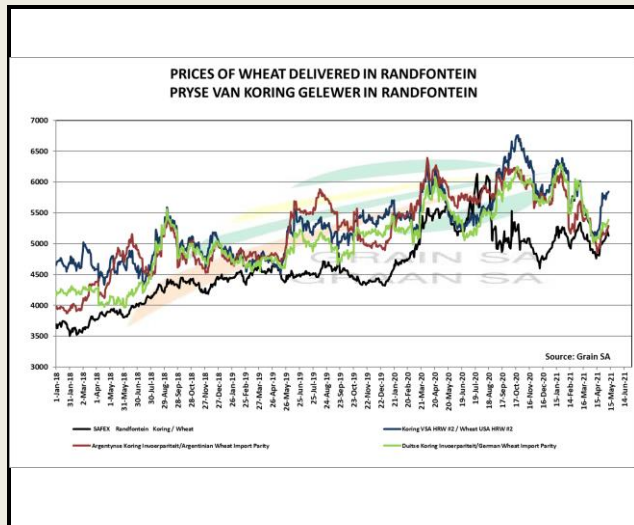


FarmFutures - Wheat prices enjoyed solid gains on weather worries and tightening stocks from both the U.S. and some key overseas suppliers. September Chicago SRW futures climbed 21 cents to \$6.5475, September Kansas City HRW futures rose 17.5 cents to \$6.2925, and September MGEX spring wheat futures added 14.5 cents to \$8.7625. Ahead of Thursday morning's weekly export recap from USDA, analysts expect the agency to show wheat sales ranging between 7.3 million and 18.4 million bushels for the week ending July 8. China's National Statistics Bureau reported today that the country's wheat output rose 2% year-over-year to 4.924 billion bushels. Even so, China's wheat import needs for 2020/21 could reach the highest levels in more than two decades. Germany, one of Europe's top wheat producers, has suffered from overly hot conditions recently but still expects to see a 3.2% increase in production from last year with an estimated 837.8 million bushels. The country's winter barley crop is also likely to increase by 1.3% from a year ago, according to a German farm cooperatives association.

Preliminary volume estimates were for 97,689 CBOT contracts, falling slightly short of Tuesday's final count of 104,702.

### South African Futures Exchange

	MTM	Volatility	Parity Change	Parity Price
<b>Bread Milling Wheat</b>				
Jul 2021	R 5 309.00	12%		R 5 309.00
Sep 2021	R 5 219.00	0%	R 57.00	R 5 276.00
Dec 2021	R 5 006.00	9.75%	R 56.41	R 5 062.41
Mar 2022	R 5 090.00	0%	R 55.83	R 5 145.83
Jul 2022				
Sep 2022				
<b>Cape Wheat</b>				
Jul 2021				
Sep 2021				
Dec 2021				
Mar 2022				
Jul 2022				
Sep 2022				



The local Wheat market closed higher yesterday. The Jul'21 Wheat contract closed R97.00 up and Sep'21 Wheat closed R98.00 higher. The parity move for the Jul'21 Wheat contract for yesterday was R14.00 positive.



DISCLAIMER: This report has been prepared by GroCapital Financial Services Pty Ltd, a wholly owned subsidiary of AFGRI Operations Limited is provided to you for information purposes only. GROCAPITAL AND AFGRI hereby certify that the views expressed in this report were obtained from sources which GROCAPITAL AND AFGRI consider to be reliable. GROCAPITAL AND AFGRI do not make any representations or give any guarantees or warranties, expressed or implied, as to the correctness, accuracy or completeness of the report. Neither GROCAPITAL AND AFGRI, nor any affiliate, nor any of their respective officers, directors, partners or employees, shall assume any liability for any losses arising from errors or omissions in the opinions, forecasts or information, irrespective of whether there has been any negligence by GroCapital and AFGRI, their affiliate, or their respective officers, directors, partners or employees, regardless of whether such damages were foreseen or unforeseen. The information contained in this report is confidential and may be subject to legal privilege. This report is not intended to not should it be taken to create any legal relations or contractual relations.



## Oil Seed Market

### Chicago Board of Trade

CBOT Soybean Seed						
Month	Yesterday 12pm	Main Session Close	Main Session Change	Main Session Change from 12pm	Current Overnight	Overnight Change from Main Session
AUG 2021	1438.00	1453.00	The record	15.00	902.00	-551.00
SEP 2021	1421.00	1394.25	The record	-26.75	1394.00	-0.25
NOV 2021	1363.00	1383.25	The record	20.25	1382.75	-0.50
JAN 2022	1353.00	1387.00	The record	34.00	1386.25	-0.75
MAR 2022	1357.00	1370.25	The record	13.25	1369.00	-1.25

CBOT Soybean Meal		
Month	Main Session Close	Current Overnight
AUG 2011	368.7	368.10
SEP 2011	368.4	367.60
OCT 2011	367.8	367.20
DEC 2011	370.8	370.40
JAN 2012	370.4	370.30

CBOT Soybean Oil		
Month	Main Session Close	Current Overnight
AUG 2011	66.22	66.31
SEP 2011	64.77	64.84
OCT 2011	64.13	64.28
DEC 2011	63.75	63.77
JAN 2012	63.12	63.05



FarmFutures - Soybean prices moved higher in tandem with corn, supported by both historically tight stocks as well as the prospect for hotter, drier weather in the central U.S. later this month. July futures climbed 29.75 cents to \$14.6775, with August futures up 38.75 cents to \$14.5350.

Soybean basis bids were mostly steady but showed some significant variability at two Midwestern processors today – jumping 25 cents higher at one Illinois location while spilling 10 cents lower at an Indiana facility.

Ahead of tomorrow morning's export report from USDA, analysts think the agency will show soybean sales ranging between 3.7 million and 34.9 million bushels for the week ending July 8. Analyst also expect to see between 275,000 and 650,000 metric tons of soy meal sales last week, along with up to 15,000 MT in soy oil sales. Preliminary volume estimates were for 167,344 contracts, down from Tuesday's final count of 132,222.

### South African Futures Exchange

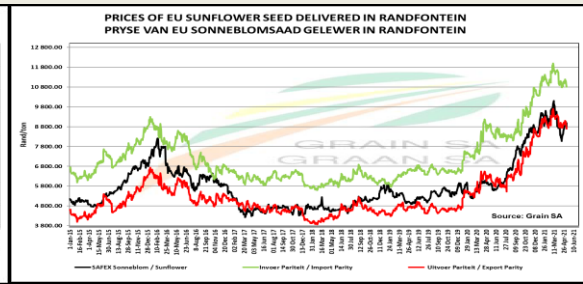
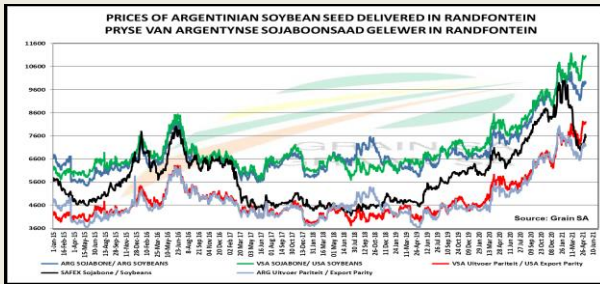
Soybean Future				
	MTM	Vols	Parity Change	Market Price
Jul 2021	R 7 592.00	21.5%		R 7 592.00
Sep 2021	R 7 684.00	19.5%	R -246.56	R 7 437.44
Dec 2021	R 7 761.00	21%		R 7 761.00
Mar 2022	R 7 668.00	0%	R -33.85	R 7 634.15
May 2022	R 7 450.00	23%		R 7 450.00
Jul 2022				
Sep 2022				

Sunflower Seeds Future			
	MTM	Vols	
Jul 2021	R 8 776.00	21.5%	
Sep 2021	R 8 880.00	23%	
Dec 2021	R 8 897.00	21.75%	
Mar 2022	R 8 676.00	0%	
May 2022	R 7 790.00	0%	
Jul 2022			
Sep 2022			



The local Soya market traded higher yesterday. The Jul'21 Soya contract ended R100.00 up and Sep'21 Soya closed R111.00 higher. The parity move for the Jul'21 Soya contract for yesterday was R66.00 positive.

The local Suns market closed higher yesterday. The Jul'21 Suns contract closed R44.00 up and Sep'21 Suns closed R63.00 higher.



DISCLAIMER: This report has been prepared by GroCapital Financial Services Pty Ltd, a wholly owned subsidiary of AFGRI Operations Limited is provided to you for information purposes only. GROCAPITAL AND AFGRI hereby certify that the views expressed in this report were obtained from sources which GROCAPITAL AND AFGRI consider to be reliable. GROCAPITAL AND AFGRI do not make any representations or give any guarantees or warranties, expressed or implied, as to the correctness, accuracy or completeness of the report. Neither GROCAPITAL AND AFGRI, nor any affiliate, nor any of their respective officers, directors, partners or employees, shall assume any liability for any losses arising from errors or omissions in the opinions, forecasts or information, irrespective of whether there has been any negligence by GroCapital and AFGRI, their affiliate, or their respective officers, directors, partners or employees, regardless of whether such damages were foreseen or unforeseen. The information contained in this report is confidential and may be subject to legal privilege. This report is not intended to not should it be taken to create any legal relations or contractual relations.