



# **Fundamental Report**

## **21 February 2022**

## Financial Markets

### Currencies

Currency	Bid - Yesterday 12pm	Current Bid	Value Change	% Change
USDollar/Rand	14.9917	15.0804	0.0887	0.59%
Euro/Rand	17.0544	17.1230	0.0686	0.40%
GBPound/Rand	20.4248	20.5295	0.1047	0.51%
AusDollar/Rand	10.8114	10.8669	0.0555	0.51%
Euro/USDollar	1.1371	1.1356	-0.0015	-0.13%
GBPound/USDollar	1.3624	1.3618	-0.0006	-0.04%
AusDollar/USDollar	0.7212	0.7206	-0.0006	-0.08%
JpyYen/USDollar	115.1700	114.9400	-0.2300	-0.20%

BDLive - The JSE closed slightly firmer despite mostly weaker global markets on Friday as investors continued to assess the Russia-Ukraine geopolitical standoff, while the rand broke a four-day winning streak.

The JSE was supported by a strong showing from the precious metals & mining index, which was boosted by the gold price rising to \$1,900/oz overnight. Stocks slid in Europe and on Wall Street while safe-haven government debt prices rose after hopes diplomacy might resolve the Ukraine crisis gave way on news of increased shelling in the country's east and a tough stance from Russia. European shares erased earlier gains and the ruble slipped sharply from a session high after a separatist leader in eastern Ukraine announced the evacuation of his breakaway region's residents to Russia, a shock turn in the crisis.

The dollar rebounded and the safe-haven Swiss franc rose as sentiment that had improved on news late on Thursday that US secretary of state Antony Blinken would meet Russian foreign minister Sergei Lavrov next week soured.



### Commodities

	Last	Value Change	% Change
Platinum	1071.13	3.48	0.32%
Gold	1898.30	0.43	0.02%
Silver	23.79	-0.17	-0.71%
Copper	4.54	0.02	0.40%
Gasoil	808.75	-2.75	-0.34%
Brent Oil	93.17	-0.37	-0.40%

BDLive - Bengaluru — Gold retreated slightly from the key \$1,900 level on Friday as a potential Russia-US meeting cooled some nerves about an escalation in the Ukraine conflict, but the recent rally set bullion up for a third straight weekly gain.

Spot gold fell 0.5% to \$1,887.71 an ounce by 10.42am GMT, after earlier touching its highest since June 2021 at \$1,902.22 en route to post a weekly gain of about 1.5%. US gold futures fell 0.7% to \$1,889.20. The US-Russia meeting slated for next week is likely to keep a lid on gold, though there could be some selling interest going into the weekend, especially with a US holiday on Monday, said Michael Hewson, chief market analyst at CMC Markets UK.

"The outlook for gold does look a lot more positive, but it's going to be really difficult to get back above those June peaks. We might find it trading between \$1,910 and roundabout \$1,870 over the next few days," Hewson added.



### Financials

	Current Bid	Value Change	% Change
JSE TOP 40	69650.10	0.00	0.00%
ALSI	69123.00	0.00	0.00%
S&P 500	4380.26	-31.39	-0.72%
FTSE	7537.37	-23.75	-0.32%
CAC	6929.63	0.00	0.00%
DAX	15267.63	-225.12	-1.47%
Hang Seng	24327.71	-157.27	-0.65%



DISCLAIMER: This report has been prepared by GroCapital Financial Services Pty Ltd, a wholly owned subsidiary of AFGRI Operations Limited is provided to you for information purposes only. GROCAPITAL AND AFGRI hereby certify that the views expressed in this report were obtained from sources which GROCAPITAL AND AFGRI consider to be reliable. GROCAPITAL AND AFGRI do not make any representations or give any guarantees or warranties, expressed or implied, as to the correctness, accuracy or completeness of the report. Neither GROCAPITAL AND AFGRI, nor any affiliate, nor any of their respective officers, directors, partners or employees, shall assume any liability for any losses arising from errors or omissions in the opinions, forecasts or information, irrespective of whether there has been any negligence by GroCapital and AFGRI, their affiliate, or their respective officers, directors, partners or employees, regardless of whether such damages were foreseen or unforeseen. The information contained in this report is confidential and may be subject to legal privilege. This report is not intended to not should it be taken to create any legal relations or contractual relations.

## Corn / Maize Market

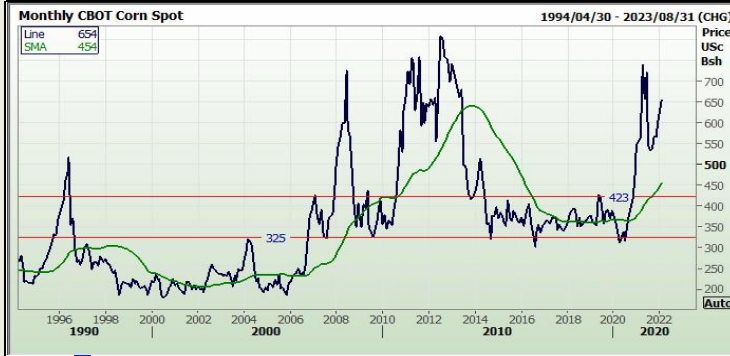
### Chicago Board of Trade

Month	Yesterday 12pm	Main Session Close	Main Session Change	Main Session Change from 12pm	Current Overnight	Overnight Change from Main Session	Overnight Change from 12pm
MAR 2022	650.00	654.25	The record	4.25	0.00	-654.25	-650.00
MAY 2022	649.00	652.75	The record	3.75	0.00	-652.75	-649.00
JUL 2022	644.00	647.00	The record	3.00	0.00	-647.00	-644.00
SEP 2022	607.00	608.75	The record	1.75	0.00	-608.75	-607.00
DEC 2022	596.00	597.75	The record	1.75	0.00	-597.75	-596.00

FarmProgress - Corn prices rose moderately higher as traders engaged in some technical buying and short-covering ahead of an extended holiday weekend. Relatively tight domestic supplies and worries over South American production have kept the current bullish sentiment alive and thriving. March futures added 4.75 cents to \$6.5475, with May futures up 4 cents to \$6.5325.

Corn basis bids remained mostly steady across the central U.S. on Friday but did firm 2 cents higher at an Illinois river terminal today.


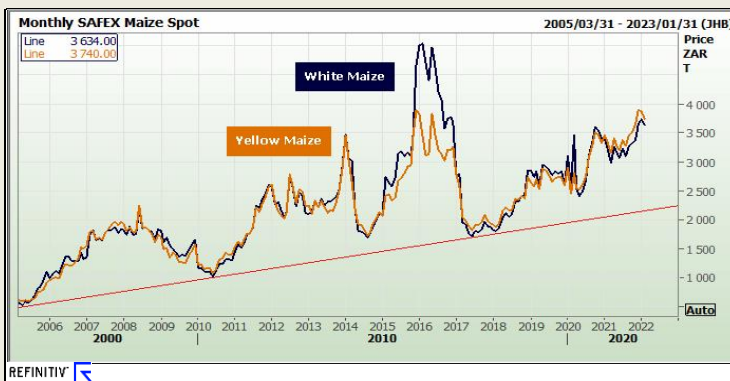
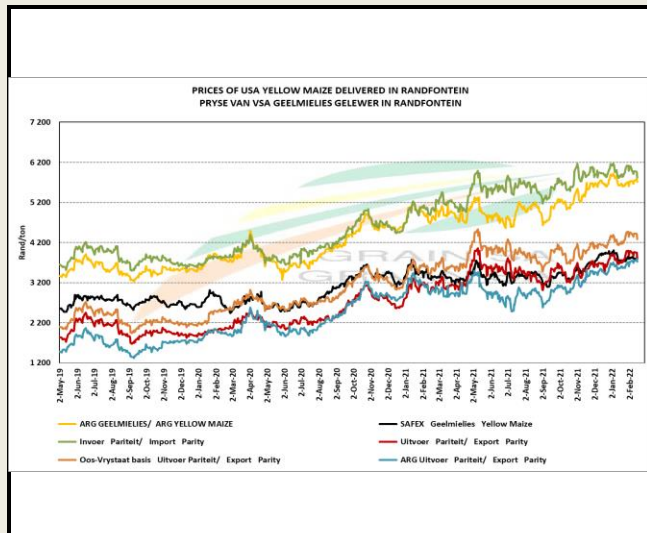
A farmers group in the Brazilian state of Mato Grosso are in discussions with Iran to directly export as much as 196.8 million bushels of corn to buyers there. As part of the deal, Iranian suppliers would commit to providing fertilizer to Brazilian farmers. "These talks represent an opportunity for a new business model of direct trade between Iran and growers in Mato Grosso," according to the group. Preliminary volume estimates were for 342,595 contracts, trending moderately higher than Thursday's final count of 263,265.



### South African Futures Exchange

	MTM	Volatility	Parity Change	Parity Price
<b>White Maize Future</b>				
Dec 2021				
Mar 2022	R 3 602.00	25.25%	R -3 836.26	R -234.26
May 2022	R 3 612.00	26.5%	R -3 830.35	R -218.35
Jul 2022	R 3 639.00	21%	R -3 800.84	R -161.84
Sep 2022	R 3 695.00	0%	R -3 582.47	R 112.53
Dec 2022	R 3 777.00	23.25%	R -3 517.55	R 259.45
Dec 2022	R 3 777.00	23.25%	R -3 517.55	R 259.45
<b>Yellow Maize Future</b>				
Dec 2021				
Mar 2022	R 3 742.00	24%	R -3 836.26	R -94.26
May 2022	R 3 766.00	24.5%	R -3 830.35	R -64.35
Jul 2022	R 3 766.00	21.5%	R -3 800.84	R -34.84
Sep 2022	R 3 813.00	21.5%	R -3 582.47	R 230.53
Dec 2022	R 3 890.00	21%	R -3 517.55	R 372.45
Dec 2022	R 3 890.00	21%	R -3 517.55	R 372.45

The local Maize market traded mixed yesterday. The Mar'22 WMAZ contract ended R17.00 down and Mar'22 YMAZ closed R31.00 lower. The May'22 WMAZ closed lower by R4.00 while May'22 YMAZ ended R3.00 up. The parity move for the Mar'22 Maize contract for yesterday was unchanged.



DISCLAIMER: This report has been prepared by GroCapital Financial Services Pty Ltd, a wholly owned subsidiary of AFGRI Operations Limitedis provided to you for information purposes only. GROCAPITAL AND AFGRI hereby certify that the views expressed in this report were obtained from sources which GROCAPITAL AND AFGRI consider to be reliable. GROCAPITAL AND AFGRI do not make any representations or give any guarantees or warranties, expressed or implied, as to the correctness, accuracy or completeness of the report. Neither GROCAPITAL AND AFGRI, nor any affiliate, nor any of their respective officers, directors, partners or employees, shall assume any liability for any losses arising from errors or omissions in the opinions, forecasts or information, irrespective of whether there has been any negligence by GroCapital and AFGRI, their affiliate, or their respective officers, directors, partners or employees, regardless of whether such damages were foreseen or unforeseen. The information contained in this report is confidential and may be subject to legal privilege. This report is not intended to not should it be taken to create any legal relations or contractual relations.

## Wheat Market

### Chicago Board of Trade and Kansas Board of Trade

CBOT Wheat								KBOT Wheat							
Month	Yesterday 12pm	Main Session Close	Main Session Change	Main Session Change from 12pm	Current Overnight	Overnight Change from Main Session	Overnight Change from 12pm	Month	Yesterday 12pm	Main Session Close	Main Session Change	Main Session Change from 12pm	Current Overnight	Overnight Change from Main Session	Overnight Change from 12pm
MAR 2022	793.00	797.00	The record d	4.00	0.00	-797.00	-793.00	MAR 2012	822.00	835.25	The record	13.25	0.00	-835.25	-822.00
MAY 2022	800.00	804.00	The record c	4.00	0.00	-804.00	-800.00	MAY 2012	827.00	840.00	The record	13.00	0.00	-840.00	-827.00
JUL 2022	795.00	800.75	The record c	5.75	0.00	-800.75	-795.00	JUL 2012	828.00	840.75	The record	12.75	0.00	-840.75	-828.00
SEP 2022	796.00	802.50	The record c	6.50	0.00	-802.50	-796.00	SEP 2012	831.00	844.50	The record	13.50	0.00	-844.50	-831.00
DEC 2022	801.00	806.75	The record c	5.75	529.00	-277.75	-272.00	DEC 2012	838.00	851.75	The record	13.75	0.00	-851.75	-838.00



FarmProgress - Wheat prices were mixed but mostly higher after a mixed round of technical maneuvering on Friday. Geopolitical tensions in the Black Sea Region have very few silver linings, but it is creating a bullish environment for U.S. wheat prices right now due to potential export disruptions overseas. Today, March Chicago SRW futures faded 4.25 cents to \$7.9375, March Kansas City HRW futures rose 9.5 cents to \$8.3250, and March MGEX spring wheat futures picked up 2.5 cents to \$9.5975.

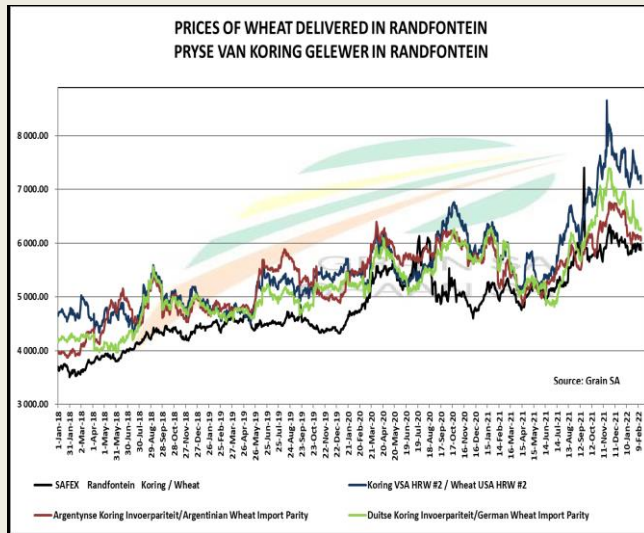
Farm office FranceAgriMer reported that 95% of the country's soft wheat crop is in good-to-excellent condition through February 14, holding steady from a week ago. Growing conditions have been kind to France's winter barley crop, which is rated 94% in good-to-excellent condition.

Taiwan purchased around 2.0 million bushels of milling wheat sourced from the United States in a tender that closed earlier today. The grain is for shipment between April 4 and April 18.

Preliminary volume estimates were for 117,551 CBOT contracts, slipping slightly below Thursday's final count of 123,870.

### South African Futures Exchange

	MTM	Volatility	Parity Change	Parity Price
<b>Bread Milling Wheat</b>				
Dec 2021				
Mar 2022	R 5 900.00	20%	R -4 368.24	R 1 531.76
May 2022	R 5 955.00	17%	R -4 406.80	R 1 548.20
Jul 2022	R 5 993.00	11%	R -4 379.26	R 1 613.74
Sep 2022	R 5 871.00	0%	R -4 384.77	R 1 486.23
Dec 2022				
<b>Cape Wheat</b>				
Dec 2021				
Mar 2022				
May 2022				
Jul 2022				
Sep 2022				
Dec 2022				





## Oil Seed Market

### Chicago Board of Trade

CBOT Soybean Seed							
Month	Yesterday 12pm	Main Session Close	Main Session Change	Main Session Change from 12pm	Current Overnight	Overnight Change from Main Session	Overnight Change from 12pm
MAR 2022	1602.00	1601.50	The record	-0.50	902.00	-699.50	-700.00
MAY 2022	1605.00	1603.50	The record	-1.50	0.00	-1 603.50	-1 605.00
JUL 2022	1602.00	1601.00	The record	-1.00	0.00	-1 601.00	-1 602.00
AUG 2022	1569.00	1565.50	The record	-3.50	0.00	-1 565.50	-1 569.00
SEP 2022	1503.00	1499.00	The record	-4.00	0.00	-1 499.00	-1 503.00

CBOT Soybean Meal		
Month	Main Session Close	Current Overnight
MAR 2012	447.9	0.00
MAY 2012	445.7	0.00
JUL 2012	445.1	0.00
AUG 2012	437.6	0.00
SEP 2012	427.9	0.00

CBOT Soybean Oil		
Month	Main Session Close	Current Overnight
MAR 2012	67.57	0.00
MAY 2012	67.61	0.00
JUL 2012	67.32	0.00
AUG 2012	66.34	0.00
SEP 2012	65.18	0.00



FarmProgress - Soybean prices closed above \$16 per bushel for the first time since last May after another round of technical buying lifted prices another 0.5% higher Friday. Spillover strength from corn lent a bit of support, but South American production concerns was the chief reason prices improved today. March futures rose 9.5 cents to \$16.0150, with May futures up 7.5 cents to \$16.0350. Soyoil prices also firmed 1% higher, with soy meal prices down around 0.5%.

Soybean basis bids firmed a penny at an Illinois river terminal and improved 2 cents at an Ohio elevator while holding steady elsewhere across the central U.S. on Friday.

Private exporters announced the sale of 7.3 million bushels of soybeans to unknown destinations. One third of that total is for delivery during the current marketing year, which began September 1, with the remainder for delivery in 2022/23.

India is making unprecedented levels of soyoil purchases from the United States, with traders recently signing deals to import 100,000 metric tons. India also purchased 30,000 MT of soyoil from the Black Sea Region. Palm oil out of Indonesia is seen as prohibitively expensive right now, and South American soyoil supplies are in doubt due to ongoing drought there.

### South African Futures Exchange

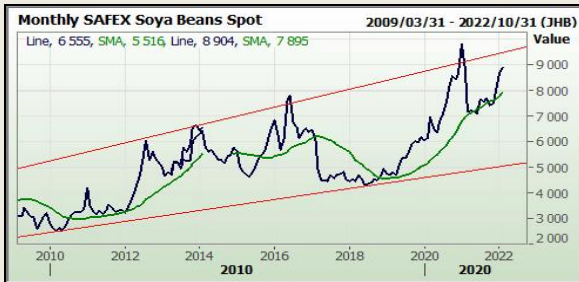
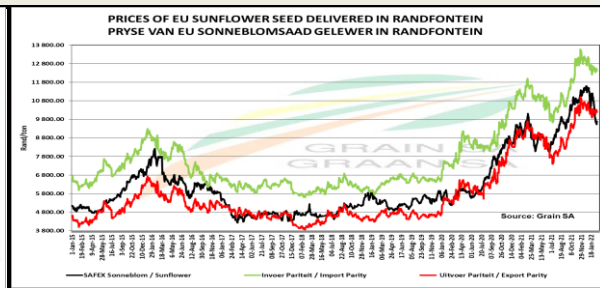
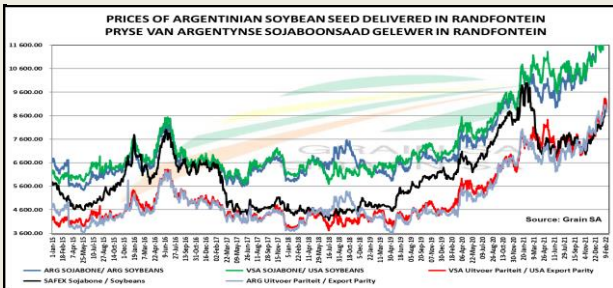
Soybean Future				
	MTM	Vols	Parity Change	Market Price
Dec 2021				
Mar 2022	R 8 803.00	20%	R -3 826.56	R 4 976.44
May 2022	R 8 769.00	22%	R -8 841.15	R -72.15
Jul 2022	R 8 843.00	23%	R -8 824.63	R 18.37
Sep 2022	R 8 918.00	0%	R -8 279.28	R 638.72
Dec 2022				
Dec 2022				

Sunflower Seeds Future		
	MTM	Vols
Dec 2021		
Mar 2022	R 9 560.00	23.5%
May 2022	R 9 200.00	21%
Jul 2022	R 9 290.00	20%
Sep 2022		
Dec 2022		
Dec 2022		



The local Soya market traded higher yesterday. The Mar'22 Soya contract ended R57.00 up and May'22 Soya closed R48.00 higher. The parity move for the Mar'22 Soya contract for yesterday was unchanged.

The local Suns market closed mixed yesterday. The Mar'22 Suns contract closed R6.00 down while May'22 Suns closed unchanged.



DISCLAIMER: This report has been prepared by GroCapital Financial Services Pty Ltd, a wholly owned subsidiary of AFGRI Operations Limited. It is provided to you for information purposes only. GROCAPITAL AND AFGRI hereby certify that the views expressed in this report were obtained from sources which GROCAPITAL AND AFGRI consider to be reliable. GROCAPITAL AND AFGRI do not make any representations or give any guarantees or warranties, expressed or implied, as to the correctness, accuracy or completeness of the report. Neither GROCAPITAL AND AFGRI, nor any affiliate, nor any of their respective officers, directors, partners or employees, shall assume any liability for any losses arising from errors or omissions in the opinions, forecasts or information, irrespective of whether there has been any negligence by GroCapital and AFGRI, their affiliate, or their respective officers, directors, partners or employees, regardless of whether such damages were foreseen or unforeseen. The information contained in this report is confidential and may be subject to legal privilege. This report is not intended to not should it be taken to create any legal relations or contractual relations.