



Fundamental Report

03 February 2022

Financial Markets

Currencies

Currency	Bid - Yesterday 12pm	Current Bid	Value Change	% Change
USDollar/Rand	15.2735	15.3728	0.0993	0.65%
Euro/Rand	17.2565	17.3777	0.1212	0.70%
GBPound/Rand	20.6771	20.8453	0.1682	0.81%
AusDollar/Rand	10.9083	10.9577	0.0494	0.45%
Euro/USDollar	1.1298	1.1305	0.0007	0.06%
GBPound/USDollar	1.3541	1.3564	0.0023	0.17%
AusDollar/USDollar	0.7143	0.7128	-0.0015	-0.21%
JpyYen/USDollar	114.4100	114.4100	0.0000	0.00%

BDLive - The JSE closed firmer for a third successive day on Wednesday as good company earnings lifted sentiment, but — as was the case globally — the gains were limited by concerns about the pace at which the US Federal Reserve, the Bank of England and the European Central Bank will raise interest rates to curb soaring inflation.

"With the earnings season continuing to produce strong results, some signs of easing tensions over Ukraine, and investors calming down somewhat about the US Fed prospects, equities continue their recent run up," said Oanda senior market analyst Craig Erlam. Shares rose in Europe on Wednesday as investor sentiment continued to steady after a rout in January, but the advance was capped by concerns over how fast central banks will raise interest rates to quell soaring inflation.

Stellar earnings from Google parent Alphabet after Wall Street closed on Tuesday lifted US stock futures as crude oil rose and the dollar eased.



REFINITIV

REFINITIV

Commodities

	Last	Value Change	% Change
Platinum	1036.96	4.26	0.41%
Gold	1806.76	0.26	0.01%
Silver	22.62	0.00	-0.02%
Copper	4.50	0.00	0.04%
Gasoil	806.25	5.75	0.71%
Brent Oil	89.26	-0.21	-0.24%

BDLive - Bengaluru — Gold prices were steady on Wednesday, hovering close to the \$1,800 psychological level, as a weaker dollar and lower US bond yields countered risk appetite spurred by less-hawkish comments from Federal Reserve officials.

Spot gold was at \$1,798.21/oz, at 4.49am GMT. In the previous session, bullion had touched \$1,805.43 as investment demand strengthened. US gold futures were down 0.2% to \$1,798.60.

"The shift towards a more risk-on approach by investors is probably gold-negative, however, the resultant weakness in the dollar helps gold, and the decrease in US [treasury inflation-protected securities] yields has provided support for gold," said Nicholas Frappell, a global general manager at ABC Bullion. "[St Louis Fed president James] Bullard's comments on the topic of a 50 basis point rise is part of a tendency among Fed officials to soften the markets' take on the pace and extent of tightening in 2022."



REFINITIV

REFINITIV

Financials

	Current Bid	Value Change	% Change
JSE TOP 40	68655.58	0.00	0.00%
ALSI	68945.00	0.00	0.00%
S&P 500	4546.54	42.84	0.94%
FTSE	7535.78	47.22	0.63%
CAC	7115.27	0.00	0.00%
DAX	15613.77	0.00	0.00%
Hang Seng	23550.08	252.18	1.07%



DISCLAIMER: This report has been prepared by GroCapital Financial Services Pty Ltd, a wholly owned subsidiary of AFGRI Operations Limited is provided to you for information purposes only. GROCAPITAL AND AFGRI hereby certify that the views expressed in this report were obtained from sources which GROCAPITAL AND AFGRI consider to be reliable. GROCAPITAL AND AFGRI do not make any representations or give any guarantees or warranties, expressed or implied, as to the correctness, accuracy or completeness of the report. Neither GROCAPITAL AND AFGRI, nor any affiliate, nor any of their respective officers, directors, partners or employees, shall assume any liability for any losses arising from errors or omissions in the opinions, forecasts or information, irrespective of whether there has been any negligence by GroCapital and AFGRI, their affiliate, or their respective officers, directors, partners or employees, regardless of whether such damages were foreseen or unforeseen. The information contained in this report is confidential and may be subject to legal privilege. This report is not intended to not should it be taken to create any legal relations or contractual relations.

Corn / Maize Market

Chicago Board of Trade

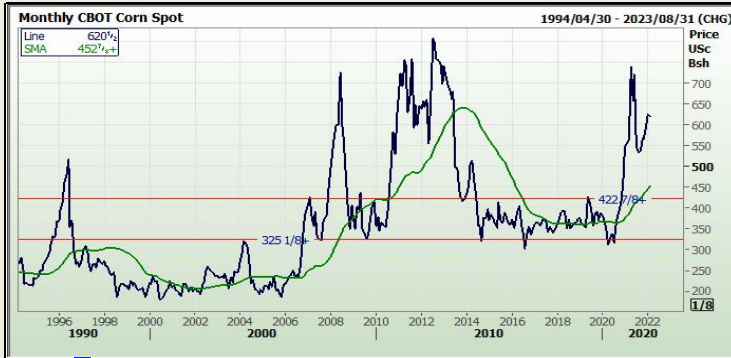
Month	Yesterday 12pm	Main Session Close	Main Session Change	Main Session Change from 12pm	Current Overnight	Overnight Change from Main Session	Overnight Change from 12pm
MAR 2022	635.00	622.50	The record	-12.50	620.50	-2.00	-14.50
MAY 2022	634.00	622.25	The record	-11.75	620.50	-1.75	-13.50
JUL 2022	629.00	617.25	The record	-11.75	615.50	-1.75	-13.50
SEP 2022	592.00	583.75	The record	-8.25	582.75	-1.00	-9.25
DEC 2022	578.00	573.00	The record	-5.00	571.50	-1.50	-6.50

FarmProgress - Corn prices faded nearly 2% lower after a round of technical selling Wednesday, facing double-digit losses by the close. Ethanol stocks, which are near a two-year high, were partly to blame. March futures dropped 12.5 cents to \$6.2225, with May futures down 11.75 cents to \$6.22.

Corn basis bids were mostly steady on Wednesday but did tilt 7 cents lower at an Indiana ethanol plant while firming 4 cents higher at an Ohio elevator today.

The latest ethanol production updates from the U.S. Energy Information Administration, out earlier today, showed modest improvements, with a daily average of 1.041 million barrels for the week ending January 28. Production has stayed above the 1-million-barrel benchmark consistently since last October. Ethanol stocks have reached the highest levels since April 2020, meantime. Grain traveling the nation's railways saw another 24,959 carloads last week. That brings cumulative totals for 2022 up to 94,514 carloads, which is trending 14% below last year's pace so far.


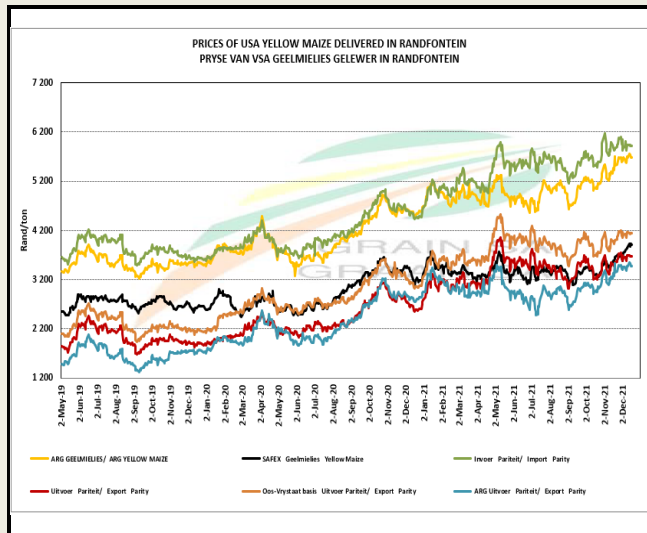
Preliminary volume estimates were for 500,407 contracts, jumping nearly 46% above Tuesday's final count of 343,747.



South African Futures Exchange

	MTM	Volatility	Parity Change	Parity Price
White Maize Future				
Dec 2021				
Mar 2022	R 3 645.00	29.25%	R -62.93	R 3 582.07
May 2022	R 3 578.00	26.5%	R -56.92	R 3 521.08
Jul 2022	R 3 592.00	24%	R -57.11	R 3 534.89
Sep 2022	R 3 648.00	0%	R -32.84	R 3 615.16
Dec 2022	R 3 722.00	23.25%	R -16.74	R 3 705.26
Dec 2022	R 3 722.00	23.25%	R -16.74	R 3 705.26
Yellow Maize Future				
Dec 2021				
Mar 2022	R 3 811.00	28.5%	R -62.93	R 3 748.07
May 2022	R 3 703.00	24.5%	R -56.92	R 3 646.08
Jul 2022	R 3 688.00	22.5%	R -57.11	R 3 630.89
Sep 2022	R 3 740.00	21.5%	R -32.84	R 3 707.16
Dec 2022	R 3 800.00	21%	R -16.74	R 3 783.26
Dec 2022	R 3 800.00	21%	R -16.74	R 3 783.26

The local Maize market traded higher yesterday. The Mar'22 WMAZ contract ended R36.00 up and Mar'22 YMAZ closed R38.00 higher. The May'22 WMAZ closed higher by R29.00 and May'22 YMAZ ended R40.00 up. The parity move for the Mar'22 Maize contract for yesterday was R66.00 negative.

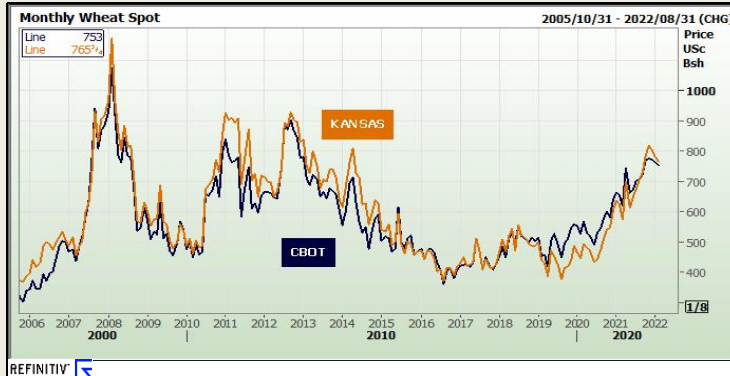


DISCLAIMER: This report has been prepared by GroCapital Financial Services Pty Ltd, a wholly owned subsidiary of AFGRI Operations Limitedis provided to you for information purposes only.GROCAPITAL AND AFGRI hereby certify that the views expressed in this report were obtained from sources which GROCAPITAL AND AFGRI consider to be reliable.GROCAPITAL AND AFGRI do not make any representations or give any guarantees or warranties, expressed or implied, as to the correctness, accuracy or completeness of the report.Neither GROCAPITAL AND AFGRI, nor any affiliate, nor any of their respective officers, directors, partners or employees, shall assume any liability for any losses arising from errors or omissions in the opinions, forecasts or information, irrespective of whether there has been any negligence by GroCapital and AFGRI, their affiliate, or their respective officers, directors, partners or employees, regardless of whether such damages were foreseen or unforeseen. The information contained in this report is confidential and may be subject to legal privilege. This report is not intended to not should it be taken to create any legal relations or contractual relations.

Wheat Market

Chicago Board of Trade and Kansas Board of Trade

CBOT Wheat								KBOB Wheat							
Month	Yesterday 12pm	Main Session Close	Main Session Change	Main Session Change from 12pm	Current Overnight	Overnight Change from Main Session	Overnight Change from 12pm	Month	Yesterday 12pm	Main Session Close	Main Session Change	Main Session Change from 12pm	Current Overnight	Overnight Change from Main Session	Overnight Change from 12pm
MAR 2022	767.00	755.00	The record d	-12.00	753.00	-2.00	-14.00	MAR 2012	785.00	769.50	The record	-15.50	765.75	-3.75	-19.25
MAY 2022	773.00	761.00	The record d	-12.00	759.25	-1.75	-13.75	MAY 2012	787.00	773.25	The record	-13.75	769.25	-4.00	-17.75
JUL 2022	766.00	755.00	The record d	-11.00	754.00	-1.00	-12.00	JUL 2012	785.00	774.50	The record	-10.50	770.75	-3.75	-14.25
SEP 2022	766.00	756.25	The record d	-9.75	756.50	0.25	-9.50	SEP 2012	789.00	778.75	The record	-10.25	775.75	-3.00	-13.25
DEC 2022	770.00	761.00	The record d	-9.00	529.00	-232.00	-241.00	DEC 2012	797.00	787.00	The record	-10.00	0.00	-787.00	-797.00



FarmProgress - Wheat prices faded 1% to 2% lower Wednesday on a round of technical selling party spurred by some recent precipitation in the U.S. Plains. Although traders remain wary of the current political tensions between Ukraine and Russia, the Biden Administration has walked back comments that an invasion could be "imminent." March Chicago SRW futures fell 13.5 cents to \$7.5550, March Kansas City HRW futures lost 16.75 cents to \$7.6950, and March MGEX spring wheat futures dropped 9 cents to \$9.06.

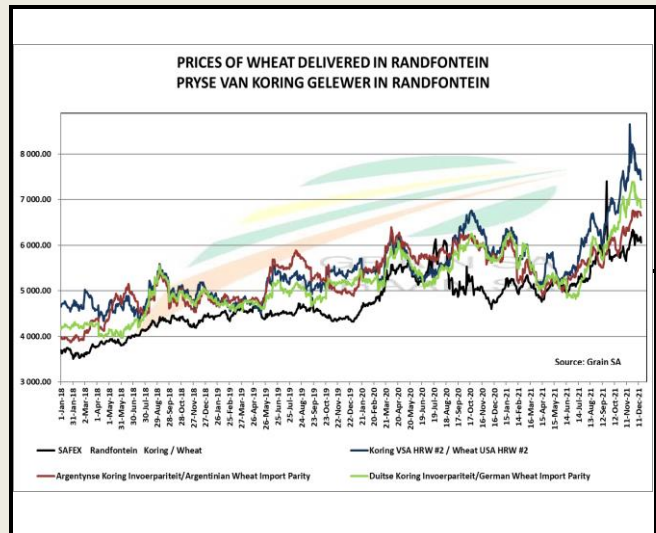
Ahead of Thursday morning's export report from USDA, analysts anticipate seeing wheat sales ranging between 7.3 million and 32.2 million bushels for the week ending January 27.

Ukraine's 2021/22 grain exports are up more than 31% year-over-year so far, according to the latest data from the country's agriculture ministry. That includes wheat sales totaling 624.6 million bushels, plus another 614.1 million bushels in corn sales. Ukraine's total grain harvest improved 29% last year.

Tunisia purchased 3.7 million bushels of soft wheat, 2.8 million bushels of durum wheat and 3.4 million bushels of barley from optional origins in an international tender that closed earlier today. The grain is for shipment starting in late February.

South African Futures Exchange

	MTM	Volatility	Parity Change	Parity Price
Bread Milling Wheat				
Dec 2021				
Mar 2022	R 5 925.00	20%	R -51.09	R 5 873.91
May 2022	R 5 961.00	17%	R -49.46	R 5 911.54
Jul 2022	R 5 965.00	11%	R -39.83	R 5 925.17
Sep 2022	R 5 880.00	0%	R -25.71	R 5 854.29
Dec 2022				
Cape Wheat				
Dec 2021				
Mar 2022				
May 2022				
Jul 2022				
Sep 2022				
Dec 2022				
Dec 2022				



The local Wheat market closed higher yesterday. The Mar'22 Wheat contract closed R38.00 up and May'22 Wheat closed R41.00 higher. The parity move for the Mar'22 Wheat contract for yesterday was R57.00 negative.



DISCLAIMER: This report has been prepared by GroCapital Financial Services Pty Ltd, a wholly owned subsidiary of AFGRI Operations Limitedis provided to you for information purposes only.GROCAPITAL AND AFGRI hereby certify that the views expressed in this report were obtained from sources which GROCAPITAL AND AFGRI consider to be reliable.GROCAPITAL AND AFGRI do not make any representations or give any guarantees or warranties, expressed or implied, as to the correctness, accuracy or completeness of the report.Neither GROCAPITAL AND AFGRI, nor any affiliate, nor any of their respective officers, directors, partners or employees, shall assume any liability for any losses arising from errors or omissions in the opinions, forecasts or information, irrespective of whether there has been any negligence by GroCapital and AFGRI, their affiliate, or their respective officers, directors, partners or employees, regardless of whether such damages were foreseen or unforeseen. The information contained in this report is confidential and may be subject to legal privilege. This report is not intended to not should it be taken to create any legal relations or contractual relations.

Oil Seed Market

Chicago Board of Trade

CBOT Soybean Seed							
Month	Yesterday 12pm	Main Session Close	Main Session Change	Main Session Change from 12pm	Current Overnight	Overnight Change from Main Session	Overnight Change from 12pm
MAR 2022	1534.00	1545.25	The record	11.25	902.00	-643.25	-632.00
MAY 2022	1540.00	1549.50	The record	9.50	1541.50	-8.00	1.50
JUL 2022	1533.00	1542.75	The record	9.75	1534.50	-8.25	1.50
AUG 2022	1494.00	1504.50	The record	10.50	1498.25	-6.25	4.25
SEP 2022	1424.00	1431.75	The record	7.75	1426.00	-5.75	2.00

CBOT Soybean Meal		
Month	Main Session Close	Current Overnight
MAR 2012	435.1	433.60
MAY 2012	433.5	432.00
JUL 2012	430.2	428.70
AUG 2012	419.4	417.70
SEP 2012	404.7	404.30

CBOT Soybean Oil		
Month	Main Session Close	Current Overnight
MAR 2012	65.98	65.36
MAY 2012	65.95	65.39
JUL 2012	65.42	64.88
AUG 2012	64.41	63.90
SEP 2012	63.46	62.95



FarmProgress - Soybean prices continued to improve Wednesday after another round of technical buying. Prices were unable to hold onto overnight gains of around 30 cents but still closed around 1% higher. South American production potential remains very much in focus, and another flash sale announced this morning lent additional support. March futures rose 17.5 cents to \$15.46, with may futures up 16 cents to \$15.5025.

Soybean basis bids held steady at most Midwestern locations on Wednesday but did shift 3 cents higher at an Ohio river terminal while sliding 5 cents lower at an Iowa processor today.


Private exporters announced to USDA the sale of 14.0 million bushels of soybeans for delivery to unknown destinations during the 2021/22 marketing year, which began September 1.

Ahead of tomorrow morning's export report from USDA, analysts expect the agency to show soybean sales ranging between 29.4 million and 64.3 million bushels for the week ending January 27. Analysts also anticipate soy meal sales ranging between 100,000 and 500,000 metric tons, plus up to 45,000 MT in soy oil sales.

South African Futures Exchange

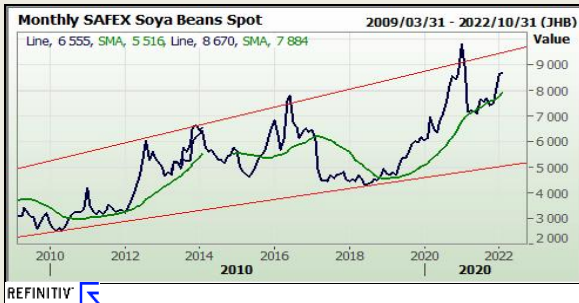
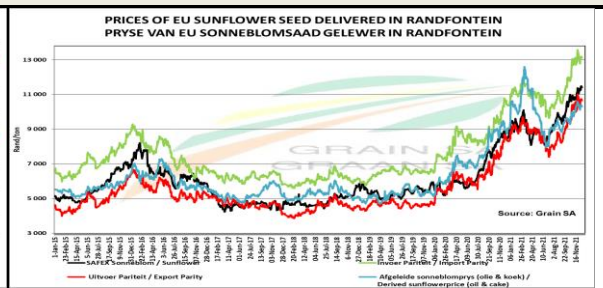
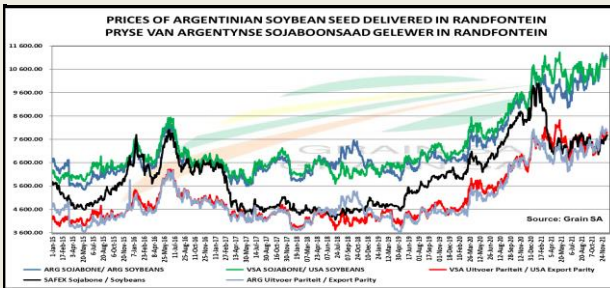
Soybean Future				
	MTM	Vols	Parity Change	Market Price
Dec 2021				
Mar 2022	R 8 628.00	20%	R -3 513.90	R 5 114.10
May 2022	R 8 487.00	23%	R 64.66	R 8 551.66
Jul 2022	R 8 570.00	24.5%	R 64.41	R 8 634.41
Sep 2022	R 8 635.00	0%	R 63.25	R 8 698.25
Dec 2022				
Dec 2022				

Sunflower Seeds Future		
	MTM	Vols
Dec 2021		
Mar 2022	R 9 580.00	23.5%
May 2022	R 9 019.00	21%
Jul 2022	R 9 091.00	20%
Sep 2022		
Dec 2022		
Dec 2022		



The local Soya market traded higher yesterday. The Mar'22 Soya contract ended R218.00 up and May'22 Soya closed R203.00 higher. The parity move for the Mar'22 Soya contract for yesterday was R65.00 positive.

The local Suns market closed mixed yesterday. The Mar'22 Suns contract closed R90.00 down while May'22 Suns closed R25.00 higher.



DISCLAIMER: This report has been prepared by GroCapital Financial Services Pty Ltd, a wholly owned subsidiary of AFGRI Operations Limited provided to you for information purposes only. GROCAPITAL AND AFGRI hereby certify that the views expressed in this report were obtained from sources which GROCAPITAL AND AFGRI consider to be reliable. GROCAPITAL AND AFGRI do not make any representations or give any guarantees or warranties, expressed or implied, as to the correctness, accuracy or completeness of the report. Neither GROCAPITAL AND AFGRI, nor any affiliate, nor any of their respective officers, directors, partners or employees, shall assume any liability for any losses arising from errors or omissions in the opinions, forecasts or information, irrespective of whether there has been any negligence by GroCapital and AFGRI, their affiliate, or their respective officers, directors, partners or employees, regardless of whether such damages were foreseen or unforeseen. The information contained in this report is confidential and may be subject to legal privilege. This report is not intended to not should it be taken to create any legal relations or contractual relations.